


5 Types of Knobs



- **Easily Turned** (Full control and nothing else gets worse)
- **Little Effect** (Turning the knob through the full range has little effect)
- **Don't Know How to Turn**

(Need Phenomenon to Deliver this Function)

- **Something Else Gets Worse**

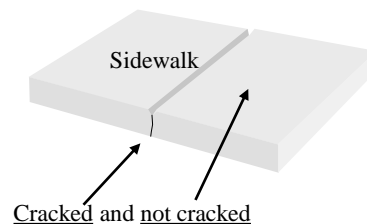
(Turning the knob makes something else worse)

- **One Flavor or Setting**

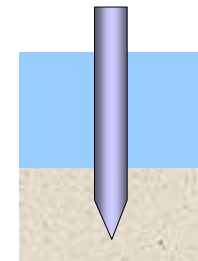
The knob cannot be turned, it only has one setting

- **Outcome**

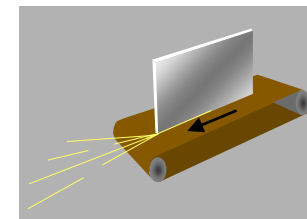
(The knob cannot be turned dependent on other knob settings)



The sidewalk must crack because we are not going to address what causes the crack but it must not crack



Sharp for driving & Blunt for supporting



The glass only came thin yet it needed to be thick for polishing